





Cloud Types

Cloud	Altitude	Description	Associated Weather
Cirrus	12,000 m and up	Wispy and see-through 	Typical quiet winter weather; first sign of an approaching storm
Cumulonimbus	1,500 to 15,000 m	Large, billowing, mushroom-like 	Thunderstorms, heavy rain, and hail; possible tornadoes in the Midwest and Southeast
Cumulus	1,500 to 6,000 m	Puffy, like cotton balls 	Clearing weather; follows a storm
Stratus	0 to 1,500 m	Gray layers 	Drizzle, fog, or overcast; usually follows a storm